

Legends

Figures (submitted separately)

Figure 1: Use of protection measures for the different modalities in the different patient groups assessed in the present questionnaire

Figure 2: Use of lead protection measures for the different modalities in the different patient groups

Figure 3: Basis for application of dose protection measures for the different patient groups as reported by the study participants, multiple answers possible

Tables

Fehler! Textmarke nicht definiert.

Fehler! Textmarke nicht definiert.

Fehler! Textmarke nicht definiert.

Tables

Country	Number of participants
Albania	1
Austria	1
Belgium	2
Denmark	1
France	5
Germany	1
Netherlands	2
Norway	5
Poland	1
Portugal	1
Spain	1
Sweden	2
Turkey	1

Table 1

		lead protection only	combination	collimation only	not specified
Albania	intraoral	1	0	0	0
	extraoral 2D	1	0	0	0
	extraoral 3D	1	0	0	0
Austria	intraoral	0	1	0	0
	extraoral 2D	0	1	0	0
	extraoral 3D	0	1	0	0
Belgium	intraoral	0	2	0	0
	extraoral 2D	0	0	2	0
	extraoral 3D	0	0	2	0
Denmark	intraoral	0	0	1	0
	extraoral 2D	0	0	1	0
	extraoral 3D	0	0	1	0
France	intraoral	2	2	1	0
	extraoral 2D	1	3	1	0
	extraoral 3D	1	3	1	0
Germany	intraoral	1	0	0	0
	extraoral 2D	1	0	0	0
	extraoral 3D	1	0	0	0
Netherlands	intraoral	0	1	1	0
	extraoral 2D	0	0	2	0
	extraoral 3D	0	0	2	0
Norway	intraoral	1	4	0	0
	extraoral 2D	0	0	3	2
	extraoral 3D	0	0	3	2
Poland	intraoral	0	1	0	0
	extraoral 2D	1	0	0	0
	extraoral 3D	1	0	0	0
Portugal	intraoral	0	1	0	0
	extraoral 2D	1	0	0	0
	extraoral 3D	1	0	0	0
Spain	intraoral	0	0	1	0
	extraoral 2D	0	0	0	1
	extraoral 3D	0	0	1	0
Sweden	intraoral	0	2	0	0
	extraoral 2D	0	0	2	0
	extraoral 3D	0	0	1	1
Turkey	intraoral	0	1	0	0
	extraoral 2D	1	0	0	0
	extraoral 3D	1	0	0	0

Table 2

		thyroid protection only	combination	lead apron only
Albania	Intraoral	1	0	0
	extraoral 2D	1	0	0
	extraoral 3D	1	0	0
Austria	Intraoral	0	0	1
	extraoral 2D	0	0	1
	extraoral 3D	0	0	1
Belgium	Intraoral	2	0	0
	extraoral 2D	0	0	0
	extraoral 3D	0	0	0
Denmark	Intraoral	0	0	0
	extraoral 2D	0	0	0
	extraoral 3D	0	0	0
France	Intraoral	1	2	1
	extraoral 2D	0	0	4
	extraoral 3D	0	1	3
Germany	Intraoral	1	0	0
	extraoral 2D	0	0	1
	extraoral 3D	0	0	1
Netherlands	Intraoral	1	0	0
	extraoral 2D	0	0	0
	extraoral 3D	0	0	0
Norway	Intraoral	5	0	0
	extraoral 2D	0	0	0
	extraoral 3D	0	0	0
Poland	Intraoral	1	0	0
	extraoral 2D	0	0	1
	extraoral 3D	0	0	1
Portugal	Intraoral	1	0	0
	extraoral 2D	0	0	1
	extraoral 3D	0	0	1
Spain	intraoral	0	0	0
	extraoral 2D	0	0	0
	extraoral 3D	0	0	0
Sweden	intraoral	1	1	0
	extraoral 2D	0	0	0
	extraoral 3D	0	0	0
Turkey	intraoral	1	0	0
	extraoral 2D	0	0	1
	extraoral 3D	0	0	1

Table 3

Figures

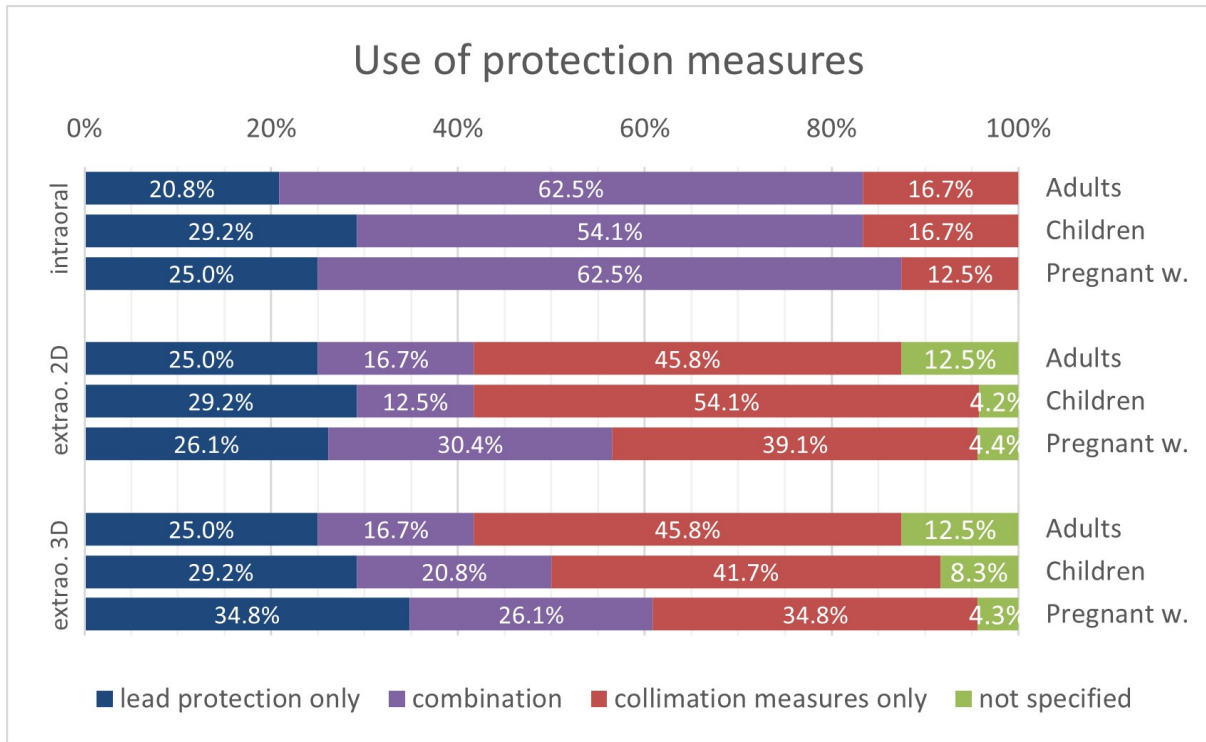


Figure 1

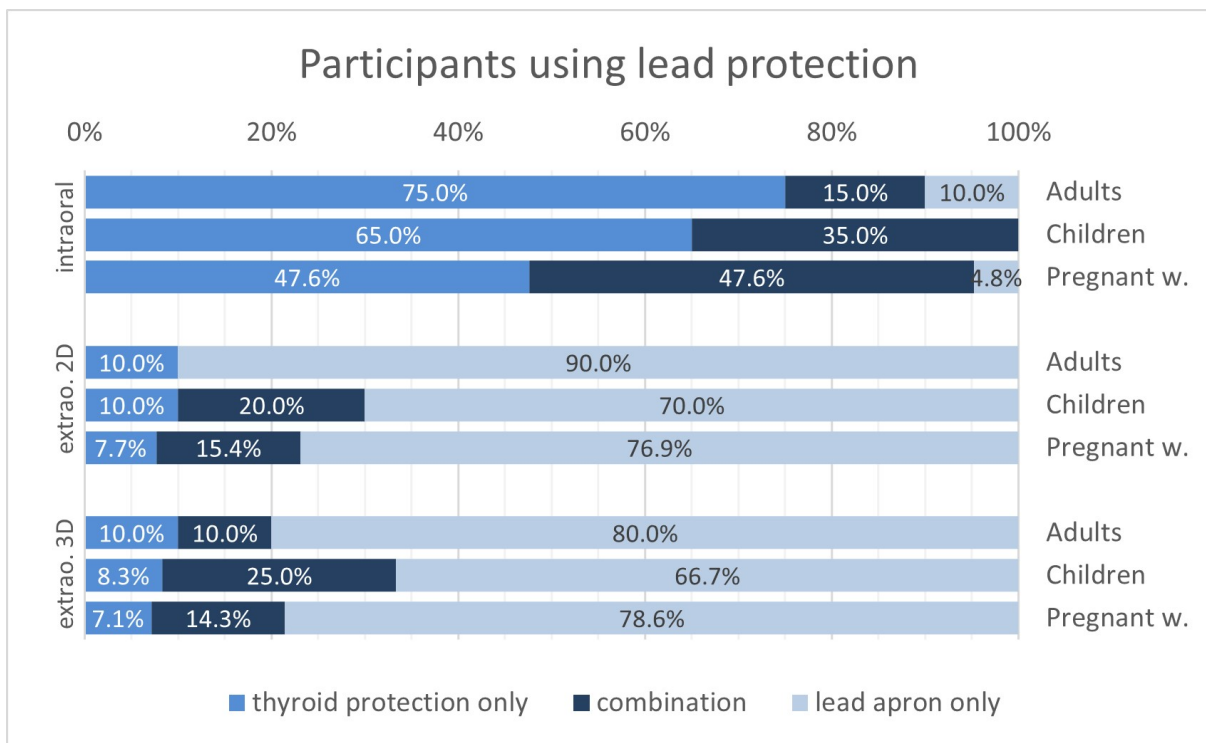


Figure 2

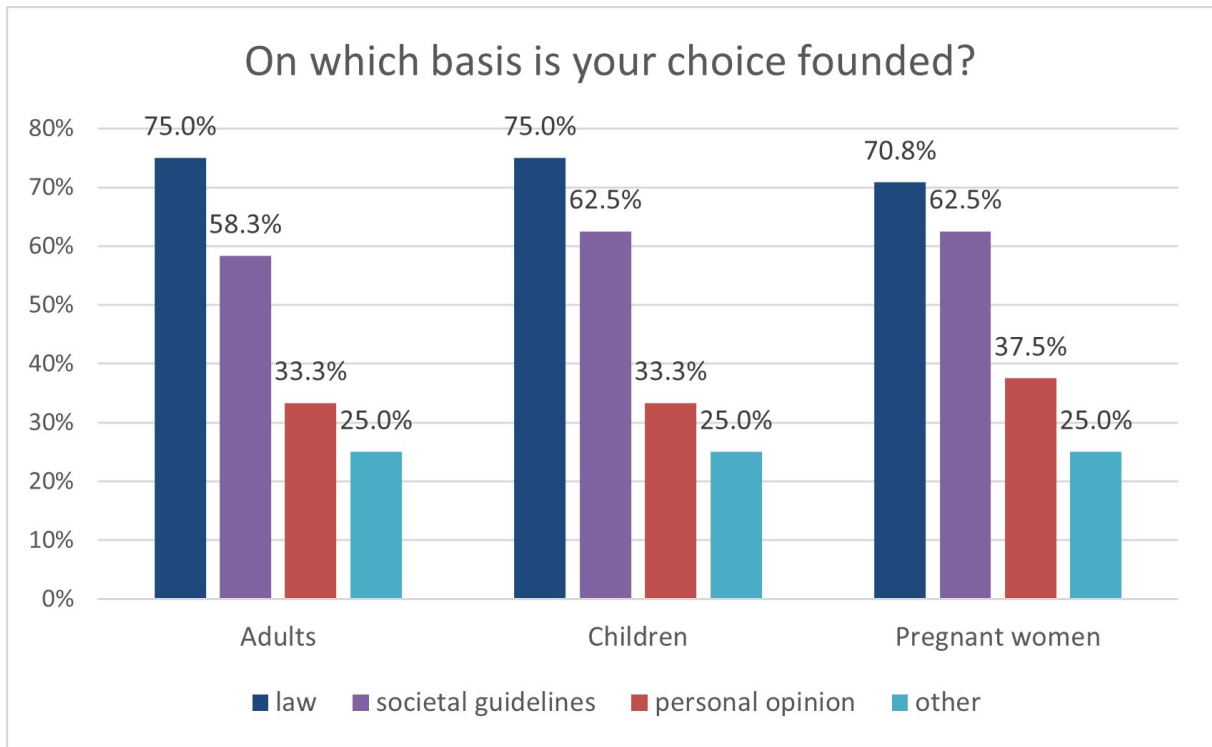


Figure 3